

HELI

ENGINE POWERED **4-5t**



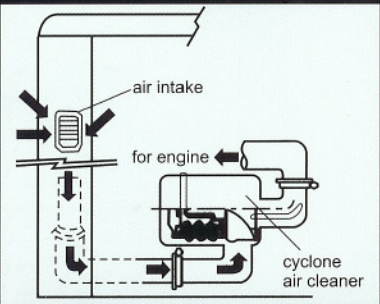
Digital Instrument

- Clear and easy to read
- Instantaneous reading when switched on
- Ergonomical layout



Wide View Mast

- H2000 series forklift trucks are fitted with wide masts that give the operator greater visibility to the front



The large Intake Area of Air Intake System

- The snorkel air intake is situated on one of the pillars for the overhead guard, which is far from the dust being created by the wheels. It breathes in the clean air and reduces the noise.



CPC40
CPCD40/45/50
CPQD40/45/50

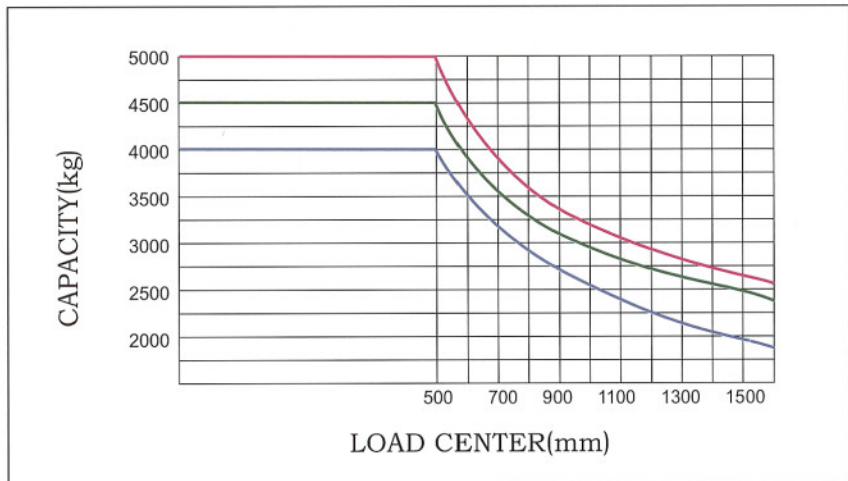


STANDARD SPECIFICATION

Manufacturer	ANHUI HELI					
Model		CPC40C	CPCD40WF2	CPCD40	CPCD45	CPCD50
Load Caacty	kg	4000	4000	4000	4500	5000
Load Center	mm	500				
Tire Type		Air-tyre				
Lifting Speeds (With load/Without load)	mm/s	350		450/455	450/455	430/435
Lowering Speeds (With load/Without load)	mm/s	350/360	360/380	350	350	350
Free lift	mm	150		150	150	150
Max.Driving Seeds (With load/Without load)	km/h	23	24	24	24	24
Outside turning radius	mm	2720		2720	2740	2800
Max.Gradeability (With load/Without load)	%	16/20	18/19	19/20	16/18	15/17
Max.Towing (With load/Without load)	N	20400/17800	21000/17800	210		
Overall height (overhead guard)	mm	2290 (2230)		229		
Overall Mast Height at Lowered	mm	2350				
Max. height at work	mm	4200				
Godds fork (L×W×T)	mm	1070*150*55		107		
Tire (Front)		8.25-15-14PR		300		
Tire (Rear)		7.00-12-12PR		7.00		
Min. under-clearance (bottom of mast)	mm	158				
Weight distvibution of axle with load(front /rear)	kg	8731/1149		8731/1149	9470/1360	10580/1350
Weight distvibution of axle without load(front/rear)	kg	2626/3254		2626/3254	2920/3730	2950/4030
Battery Voltage/Capacity	V/Ah	2-12v/70Ah/20H		2-12v/70Ah/20h		
Service Brake		Brake-foot step type		Brake-f		
Parking Brake		Mechanical-hand brake way		Mechanical		
Internal Combustion Engine Fuel Tank Capacity	L	90				
Transmission Number of Speed Fwd/Rvs-rype		2/2	2/1			
Total Weight	kg	6150		6150	6370	6650

CO., LTD.

	CPQD40-R	CPQD45-R	CPQD50-R
	4000	4500	5000
500			
air-tyre			
	450/455	450/455	430/435
	350	350	350
	150	150	150
	24	24	24
	2720	2800	2840
	19/20	16/18	15/17
00/17800			
(2230)			
2350			
4200			
*150*55			
15-18PR			
12-12PR			
158			
	8731/1149	9539/1310	10213/1444
	2626/3254	2631/3718	2538/4119
	1-12v/100Ah/20h		
ot step type			
hand brake way			
90			
2/1			
	6150	6370	6650



Note:

Capacities shown are computed with upright in vertical position. Load centers are determined for front face of forks. Capacities are based on a 1000 mm cube load configuration with the center of gravity at the true center of the cube, and standard forks. Truck capacities with upright in forward tilt position will be less. Long forks, and unusually wide or loads may also reduce capacity.

New Engine

- ISUZU 6BG1 diesel engine
- Rated Power 68kW/2000 r.p.m
- Rated output 6494 cc

The sound-absorbed materials

- Heat-insulation/vibration absorbing
- Lowest noise
- Rubber sealing packing at the gap between engine hood and truck body.

Superior Steering Axle

- Fully power assisted steering as standard which is compact and easy to maintain

Specification of Optional High Power Engine

Internal Combustion Engine Model	CY4102BG-C1	R4105	TB42A4GR1	A-6BG1QC-05	S4D95LE-2	S6S-31TEL
Model	chaochai	weichai	NISSAN	ISUZU	KOMATSU	mitsubishi
Kw(ps)/r.p.m	55/2700	59/2300	66/2300	68/2000	61/2400	67.4/2300
Rate torque Nm/rpm	235/2000-2200	280/1600-1800	310/1800	340/1400-1600	291/1600	284/1600
InternalCombustion Engine Numberof Clinder	4	4	6	6	4	6
InternalCombustion Engine isplacement	3.856	4.156	4.169	6.494	3.26	4.996
Applicable truck model	CPC40C	CPCD40WF2 CPCD40/45/50WF	CPQD40/45/50R	CPCD40/45/50W	CPCD40/45/50XS	CPCD40/45/50S

HELI

FORKLIFT

TRUCK

STANDARD DISTRIBUTION

- Wide view mast
- Class-III carriage
- Loading bracket
- Standard fork
- Deluxe rubber floor mat
- Dipstick for tor-con oi
- J-lug long lift tire
- Overhead guard canvas
- Dipstick for hydraulic oil
- Overhead guard
- Overhead air intake
- Return hydraulic filter
- Standard seat
- Steering indicator
- Transmission fuel filter
- Cyclone air cleaner
- Lamp bracket
- Flow regulator on lift oil way
- Toggle type parking break lever
- Full hydraulic power steering
- Overhead lamp
- Lifting & tilting control lever
- Hour metr
- Rear combination lamp
- Two-spool control valve
- Water temperature gauge
- Backward lamp
- Fuel gauge
- Electric horn
- Anti-lock valve for tilting
- Air cleaner indicator
- Tilt adjustable steering column
- Rear view mirror
- Preheating indication system
- Neutral position safety switch
- Engine oil pressure indicator
- Charge indicator
- Engine auto glow system
- Back-up alarm
- Drawbar pin
- Ignition key engine stop
- Handle
- Tools
- Fuse broken circuit indication

OPTIONS AND MISCELLANEOUS

- Dual drive wheel with fender
- Solid pneumatic tire
- Decreases black smoke fire proof silencer
- Enclosed cab
- Catalytic muffler
- Heater
- Overhead exhaust system
- Dual air cleaner
- Fire extinguisher
- Suspension seat
- Boot for tilt cylinder and steering cylinder
- Dual fuel system (lpg/gasoline)
- Rear working light
- Custom color paint
- Steel mesh for protection
- Turning warning light
- Enterable container overhead guard

OPTIONAL ATTACHMENT

- Enterable container wide view double mask with full free length
- Enterable container wide view triple mask with full free length
- Wide view full free 2-stage heighten mast
- Wide view double mask with full free length
- Wide view triplex mask with full free length
- Side shifter
- Widened fork holder
- Damp fork
- Lengthened fork
- Damp container
- Turning flat clip
- Sleeve on fork
- Load hawk
- Paper clip
- Multi function barrel clip
- Boom



CE Certification



ISO9001 Certification



WIDE VIEW FULL FREE 2-STAGE MAST ZM

Mast model	Max. fork height mm	Capacity at 500mm; Load center (kg)			Overall Mast Height at Lowered(mm)	Tilting Angle	Service Weight(kg)		
		CPCD50/CPQD50	CPCD45/CPQD45	CPCD40/CPQD40			CPCD50/CPQD50	CPCD45/CPQD45	CPCD40/CPQD40
KM260	2600	5000	4500	4000	2175	6/12	6623	6343	6123
KM300	3000	5000	4500	4000	2375	6/12	6673	6393	6173
KM330	3300	5000	4500	4000	2525	6/12	6703	6423	6203
KM350	3500	5000	4500	4000	2625	6/12	6728	6448	6228
KM370	3700	5000	4500	4000	2725	6/6 *6/12	6748	6468	6248
KM375	3750	5000	4500	4000	2750	6/6 *6/12	6753	6473	6253
KM400	4000	5000	4500	4000	2925	6/6 *6/12	6828	6548	6328
KM425	4250	4850 *5000	4350 *4500	3850 *4000	3050	6/6 *6/12	6888	6608	6388
KM450	4500	4600 *4800	4000 *4500	3600 *4000	3175	6/6 *6/6	6918	6638	6418
KM475	4750	4300 *4800	3800 *4500	3400 *4000	3300	6/6 *6/6	6953	6673	6453
KM500	5000	4000 *4600	3600 *4300	3100 *3700	3425	6/6 *6/6	6993	6713	6493







WIDE VIEW FULL FREE 3-STAGE MAST ZSM

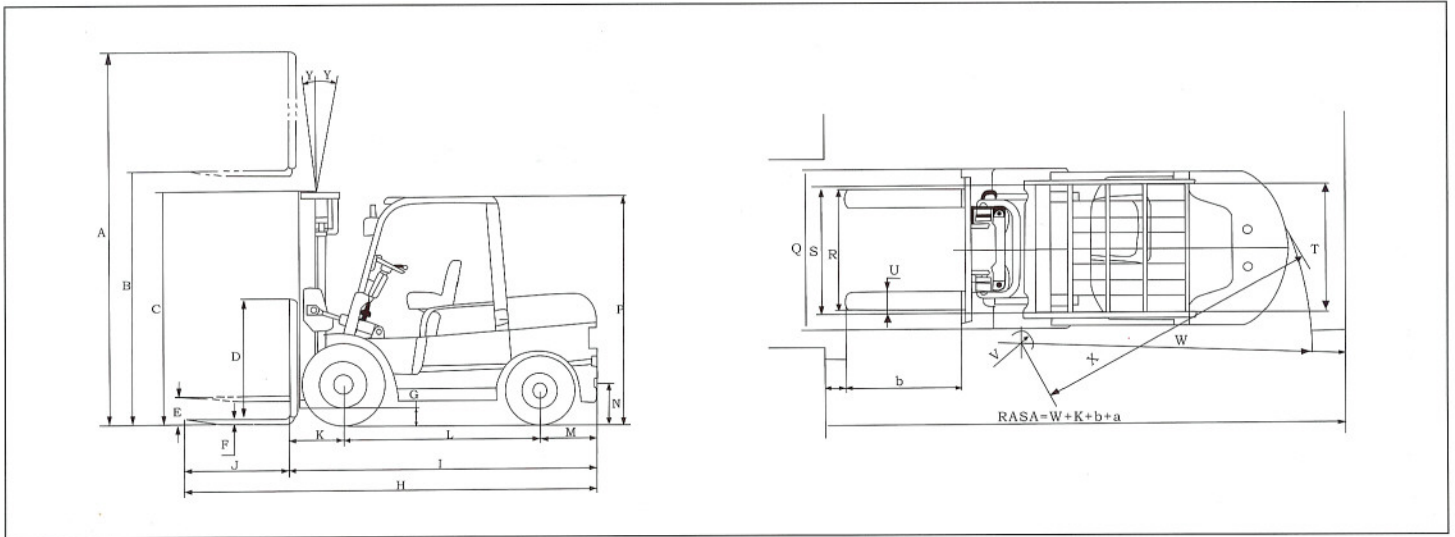
Mast model	Max. fork height mm	Capacity at 500mm; Load center (kg)			Overall Mast Height at Lowered(mm)	Free Lift Without Backrest (mm)	Tilting Angle	Service Weight(kg)		
		CPCD50/CPQD50	CPCD45/CPQD45	CPCD40/CPQD40				CPCD50/CPQD50	CPCD45/CPQD45	CPCD40/CPQD40
KZSM392	3920	4900	4400	3900	2230	1430	6/6	6865	6585	6365
KZSM435	4350	4700	4300	3800	2375	1575	6/6	6900	6620	6400
KZSM450	4500	4600	3800	3400	2426	1626	6/6	6915	6635	6415
KZSM470	4700	4600	3800	3400	2492	1692	6/6	6940	6660	6440
KZSM480	4800	4600 *4600	3800 *4200	3400 *3700	2525	1725	6/6	6950	6670	6450
KZSM500	5000	4400 *4500	3300 *4100	3300 *3600	2625	1825	6/6	7025	6745	6525
KZSM540	5400	3400 *4300	3000 *3900	3000 *3400	2750	1950	3/6	7070	6790	6570
KZSM600	6000	2500 *4000	2200 *3500	2200 *3200	2990	2190	3/6	7135	6855	6635

WIDE VIEW FULL FREE 2-STAGE MAST ZM

Mast model	Max. fork height mm	Capacity at 500mm; Load center (kg)			Overall Mast Height at Lowered(mm)	Free Lift Without Backrest (mm)	Tilting Angle	Service Weight(kg)		
		CPCD50/CPQD50	CPCD45/CPQD45	CPCD40/CPQD40				CPCD50/CPQD50	CPCD45/CPQD45	CPCD40/CPQD40
KZM261	2610	5000	4500	4000	2180	1380	6/12 6/6	6700	6420	6200
KZM271	2710	5000	4500	4000	2230	1430	6/12 6/6	6710	6430	6210
KZM300	3000	5000	4500	4000	2375	1575	6/12 6/6	6740	6460	6240
KZM330	3300	5000	4500	4000	2525	1725	6/12 6/6	6770	6490	6260
KZM350	3500	5000	4500	4000	2625	1825	6/12 6/6	6790	6510	6280
KZM375	3750	5000	4500	4000	2750	1950	6-6 *6-12	6815	6535	6305
KZM400	4000	5000	4500	4000	2875	2075	6-6 *6-12	6840	6560	6330

Dual wheel dimensions with*

-  **HELI** &  trade mark rights belongs to **ANHUI FORKLIFT TRUCK GROUP**
-  Unauthorized users of the Trade Mark will be prosecuted
-  For products quality and information, please contact sales service centre authorized by **HELI**
-  **ANHUI FORKLIFT TRUCK GROUP** : ISO9001  certification



STANDARD DIMENSIONS (Front Single Tire)

Model	CPC40C	CPCD40WF2	CPCD40/CPQD40	CPCD45/CPQD45	CPCD50/CPQD50
	mm	mm	mm	mm	mm
A Overall height fork raised(with backrest)	4200	4200	4200	4200	4200
B Max. fork height	3000	3000	3000	3000	3000
C Overall height fork lowered(upright)	2350	2350	2350	2350	2350
D Backrest height(from upper face of forks)	800	800	800	800	800
E Free lift	150	150	150	150	150
F Fork thickness	55	55	55	55	55
G Min. under-clearance(bottom of mast)	158	158	158	158	158
H Overall length(with forks)	4160	4160	4160	4180	4224
I Overall length(without forks)	3090	3090	3090	3110	3154
J Fork length	1070	1070	1070	1070	1070
K Fork overhang	570	570	570	570	570
L Wheel base	2000	2000	2000	2000	2000
M Rear overhang	520	520	520	540	584
N Coupler height	390	390	390	390	390
P Overall height(overhead guard)	2290	2290	2290	2290	2290
Q Overall width	1480	1480	1480	1480	1480
R Lateral fork adjustment(Outside of fork)	300~1340	300~1340	300~1340	300~1340	300~1340
S Tread(front)	1180	1180	1180	1180	1180
T Tread(rear)	1190	1190	1190	1190	1190
U Fork width	150	150	150	150	150
V Inside turning	220	220	220	220	220
W Outside turning radius	2720	2720	2720	2740	3410
X Min. intersecting aisle	3345	3345	3345	3365	3410
Y Tilting angles(forward-backward)	6 /12	6 /12	6 /12	6 /12	6 /12

HELI products and specifications are subject to improvement and change without notice.

HELI

MANUFACTURER : ANHUI HELI CO., LTD.
DISTRIBUTOR : ANHUI HELI MACHINERY IMP.& EXP.CO.,LTD.

SOLD BY:

TEL: (0086) 551-3639468, 3632133, 3648005
P.C: 230022
E-mail: heli_jck@heliforklift.com

FAX: (0086) 551-3639966
Add: 15,Wangjiang West Road, Hefei, China
Web site: http://www.helimach.com